



Pursuant to Section 33 of the *Bush Fires Act 1954*, you are hereby required, on or before 1 November, to carry out fire prevention works on your property.

As owner and/or occupier of the land, you must ensure that your property complies with the requirements of this Notice **from 1 November** each year and must be maintained throughout until **31 March** in the following year.



Where the area of the land is less than 2,000 square metres



Slash/mow all grass to a height no greater than five (5) centimetres.



Prune trees and shrubs and remove all flammable matter from the whole land (except living trees).



Ensure the roofs, gutters, and walls of all buildings on the land are free of flammable matter.

Where the area of the land is greater than 2,000 square metres



Install a continuous firebreak of four (4) metres wide and a minimum of four (4) metres vertical from ground level around all structures and along all external boundaries of the land.



Firebreak to be clear of all bush and flammable matter.



Ensure the roofs, gutters, and walls of all buildings on the land are free of flammable matter.

Variations to Notice

If it is considered impracticable to clear a firebreak or to remove flammable matter from the land as specified by this Notice, an application to vary or take alternative action to mitigate the fire hazard may be made in writing to the City of Stirling prior to **31 October**. Until written permission is received from the City, compliance with this Notice is required.

Property inspections

During the period between **1 November and 31 March** each year, the City's Bush Fire Control Officers conduct inspections of all land within the district. Residents are also encouraged to report incidents of possible fire hazards on neighbouring properties.

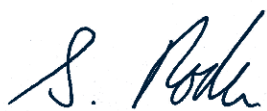
Failure to comply

The penalty for failing to comply with this Notice is a fine of up to \$5,000.

If the works are not carried out by **1 November**, the owner of the land is liable, whether prosecuted or not, to pay all costs for performing the works directed in this Notice. Pursuant to section 33(4) of the act, where the owner and/or occupier of land fails or neglects to comply with requisitions of this Notice within the times specified, the City may by its officers and with such servants, workmen and contractors, vehicles and machinery as the officers deems fit, enter upon the land and carry out the requisitions of this Notice which have not been complied with and pursuant to section 33(5) of the act, the amount of any costs and expenses incurred may be recovered from the owner and/or occupier of the land.

Burning off restrictions

Restricted burning period applies from 1 January to 31 December each year (permanent restricted period). Pursuant to section 24B of the *Bush Fires Act 1954*, burning refuse, rubbish or garden waste without written authorisation is strictly prohibited within the City of Stirling.



Stevan Rodic
Chief Executive Officer

Definitions

Act: means the *Bush Fires Act 1954*.

Bush Fire Control Officer: means an officer appointed by the City to exercise the powers and duties of a Bush Fire Control Officer appointed under s38(1) of the *Bush Fires Act 1954*.


City: means the City of Stirling.

Firebreak: means a strip of land 4 metres wide of mineral earth by 4 metres high that has been cleared of all trees, bushes, grasses, vegetation, and all other objects (to allow unrestricted access for all types of emergency vehicles).

Flammable matter: means any bush, plant, tree, grass, vegetation, object, thing, or matter that may or is likely to catch fire and burn.

Mineral earth: means land clear of flammable matter, consisting of ploughed or cleared soil, stone, hardstand, or any mixture of these.

Open your camera app and
scan this QR Code or visit
www.stirling.wa.gov.au/firebreaks





Ember attack

Ember attack occurs before, during and after a fire front passes. Embers are pieces of burning bark, leaves or twigs that are carried by the wind around the main fire creating spot fires and can be carried over 25kms from a fire. Embers can land in areas such as your garden, uncovered evaporative air-conditioners, alfresco decking, under or in the gutters of your home and could cause your house to catch fire.

Radiant heat exposure

During a bushfire the surrounding temperatures may increase to extreme levels. Exposure to this heat, even from a distance can cause injury through heat burns, heat exhaustion, heart failure and in extreme cases death. To avoid radiant heat exposure, it is important that you include water in your emergency kit and consider your evacuation plan for alternative shelter.



Remember, you don't have to live in the bush to be at risk from bushfires. Embers can travel far, bringing the fire from the bush to your home.

Tree pruning guidelines for property boundaries

Overgrown vegetation from properties adjacent to bushland reserves is considered a safety risk.

It is the responsibility of residents to prune vegetation that extends from their property into a bushland reserve or existing fire break area.



The City recommends contacting a professional arborist in the instance of large tree management. Residents are responsible for correctly disposing of all pruning waste.

Where bushland reserve vegetation extends into the property of a resident, please contact the City of Stirling.

Weed spread



Weeds can be highly inflammable and are invasive to the natural environment. Regularly weeding your property helps to reduce fuel load build-up and the potential spread of invasive weeds into bushland reserves. Weeding also facilitates the regeneration of native species and encourages a healthy balanced ecosystem.

Life-threatening Emergency	000
Department of Fire and Emergency Services Information Line	133 337
Bureau of Meteorology Warning Service	1300 659 210
City of Stirling Community Patrols	1300 365 356
Western Power	131 351
State Emergency Service	132 500
Total Fire Ban Information	1800 709 355
Australian Red Cross	1800 733 276

For more information visit:
www.stirling.wa.gov.au/firebreaks

Open your camera app and scan this QR Code to go to the web page.



Administration Centre 25 Cedric Street Stirling WA 6021
Telephone (08) 9205 8555
Enquiries www.stirling.wa.gov.au/enquiries
Web www.stirling.wa.gov.au | [Facebook](#) [Instagram](#) [LinkedIn](#) [Twitter](#) [YouTube](#) /citystirlingwa

This information is available in alternative formats on request. Please contact the Customer Contact Centre on (08) 9205 8555.



Fire preparedness and firebreak requirements



What are your firebreak requirements?

Land owners and residents in the City of Stirling are required to ensure their property meets the City's requirements from 30 November until 31 March annually to reduce the risk of fire in the community.

Land owners and occupiers of blocks less than 2,000 square metres must:

- slash/mow all grass to a height of no more than five centimetres and remove all slashed matter and other inflammable material from the land.

Land owners and occupiers of blocks greater than 2,000 square metres must:

- install a continuous firebreak of four metres wide and four metres high, clear of all bush and inflammable material, around all structures and along all external boundaries of the land.

'Inflammable material' includes any mineral, vegetable, substance, object, thing or matter that may, or is likely to, catch fire and burn (including build up of leaf litter). It does not include green standing trees, growing bushes, and plants in gardens and/or lawns – unless deemed otherwise by the City.

Burning off without written authorisation is strictly prohibited within the City of Stirling.

Failure to comply with the firebreak requirements may result in penalties of up to \$5,000. The City will also arrange the remedial works required and will recover those costs from the property owner.

How to be firebreak compliant

Manual clearing

Roofs, gutters and walls of all buildings are to be cleared of any inflammable materials which could catch fire and burn. Trees and shrubs should be pruned – inflammable materials should not be stored within three metres of any structure or fence line.

Alternative action

If the owner or occupier considers installing a firebreak or removing inflammable material to be impractical, they must seek written permission from the City prior to 14 November to take alternate action.



Restrictions

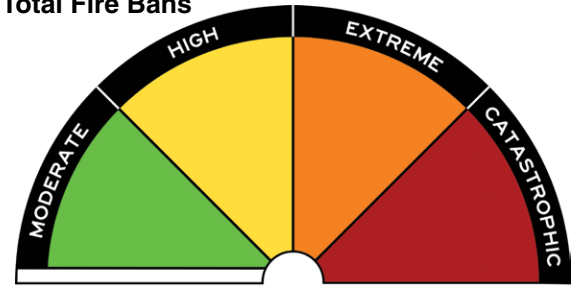
Backyard burning

Backyard burning, burning refuse or waste, and the use of incinerators are banned at all times within the City of Stirling without written authorisation.

Barbeques

Solid fuel BBQs (wood stoves etc) can only be used on days with a moderate fire rating, and must only be used for the purpose of cooking and cannot be used to burn refuse or waste.

Total Fire Bans



Fire Danger Rating (Updated 2022)

Total Fire Bans may be declared by the Department of Fire and Emergency Services (DFES) – they will be advertised in local media, press, radio, television, and online at www.emergency.wa.gov.au

No fires are permitted when a Total Fire Ban is in place. This also includes Hot Work, Off-road Activity, the use of tools powered by an internal combustion engine or which create sparks.

Please be aware that infringements may be issued according to the *Bush Fires Act 1954* or prosecution may commence as a result of non-compliance.

Fire preparedness checklist

Tear-off this page and place it on your fridge to set yourself reminders during the fire season.

Prepare your property

Simple and ongoing property upkeep

Tick off each month to keep track of the four upkeep items listed below:

1. Cut the grass around your property to 5cm or less
2. Prune shrubs so they are not dense
3. Clean gutters
4. Clear any build up of inflammable materials (leaf litter etc)

☐ Nov ☐ Dec ☐ Jan ☐ Feb ☐ Mar ☐ Apr

More lasting protection

Complete these preparations annually

- ☐ Prune vegetation to create a minimum two metre gap between your house and tree branches
- ☐ Clear rubbish and combustible material away from all roofs, gutters and walls of buildings
- ☐ Ensure mains powered smoke alarms are installed at your home and check the batteries annually
- ☐ Keep gas cylinders away from likely direction of fire (i.e. where bushland is) and turn release valves outwards
- ☐ Install metal fly wire mesh on all windows, vents and install a protective screen on evaporative air-conditioners
- ☐ Block any gaps under floors, in roof spaces, under eaves, external vents, skylights, chimneys and wall claddings
- ☐ Develop an emergency action plan and prepare a survival kit. The Australian Red Cross website has resources to assist with preparing for an emergency.

▲ Tear here